

QUALITY MARKS



COLOURS



ALFA

Indoor and outdoor luminaire constructed of:


- Painted die-cast aluminium body
- Opal polycarbonate or satin glass diffuser
- EPDM gasket
- Stainless steel screws
- Painting using high resistance to UV and corrosion polyester powders

NOTES

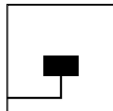
Luminaires are supplied with a glass diffuser. Available also with polycarbonate diffuser on request.

Code	Light source	Power	Lum. Flux *	Socket	Colour Temperature	Notes
4022.00X	A60	75W		E27		
4022.96X	TC-D	18W		G24 d-2		
4022.95X	TC-D	26W		G24 d-3		
4022.66X	LED	13W	1790 lm		4000 K	Built-in electronic power supplier
4022.67X	LED	13W	1790 lm		3000 K	Built-in electronic power supplier

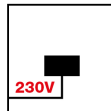
* Lumen rating is related to the flux emitted by the LED module and not to the flux emitted by the appliance



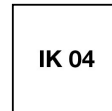
Wall mounting



Single power supply cables input



LED
:
LED's direct operation at 230/240V 50/60Hz. No power supply is required.



Glass diffuser
Impact Energy (J):
0,5



Polycarbonate diffuser
Impact Energy (J):
20