

# T4



## 5034614

T4 h. 3600 mm - LED 3000K

### Lighting information

Source power type	LED
Colour temperature	3000K
CRI	>80
MCADAMS	3
LM 80/TM-21	L80B10@>60Kh

Source power	40,00 W
Nominal flux	4900 lm

Plug-in power	45,00 W
Real flux	3820 lm
Maximum intensity	360 cd/klm

Power Supply Unit	220 ÷ 240V
Operating frequency	0/50/60 Hz
Power factor	0,95
Dimmable	Not dimmable
Safety class	II
Luminaires of B16A MCB	Max 50
Inrush current	5A 50µsec

Protection Rating	IP65
Breaking Strength	IK 10

Energy efficiency class	A/A+/A++
Diffuser thickness	4 mm

### Colours

#### Standard colour

● .06 Grey

#### Colours available on request

● .01 Black

○ .02 White

● .07 Corten

● .08 Anthracite

● .09 Bronze



## Platek®

PLATEK s.r.l.  
Via Paderno, 19 | 25050 Rodengo Saiano (BS) ITALY  
P.IVA 03320290178 | Codice fiscale 03007130176  
Registro delle Imprese di Brescia n. 03007130176 REA 311057  
Capitale sociale Euro 1.000.000,00 i.v. Società con unico socio

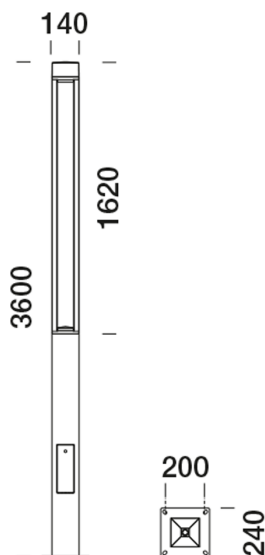
Last update:22/03/2022

# T4

## Product features

Extruded aluminium alloy body and rods. Die-cast head manufactured in aluminium alloy with very low copper content and aluminium alloy ground fixing flange. As an alternative to the traditional polycarbonate (PC), used with diffusers to seal the lamp polymethylmethacrylate (PMMA) is used, so we obtain characteristics of high transparency, UV resistance and scratch resistance. A4 Stainless steel screws. Subjected to galvanic anodizing treatment divided into distinct phases: mechanical satin finishing, surface degreasing, anodic oxidation and final sealing. The product is painted following a continuous two step paint process (epoxy-based primer + polyester-based colour finish), which allows to generate a single thick protective coating which then generates a protective barrier against atmospheric agents and UV rays. Before fixing the diffuser on the Platek products a Pre-treatment using an atmospheric pressure plasma process is carried out on the surface. The process activates the ionic load on the surface exactly where it is needed, thus promoting the best silicone grip possible and removing any residual release of agents for a longer lasting seal. The next steps are the coating of silicone and the assembly of the diffuser on the lighting fixture, with an automated process to guarantee the perfect sealing of the lamp.

## Technical dimensions



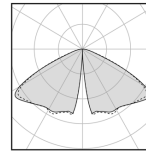
## Technical shipping information

Net weight	31,40 kg
Gross weight	34,40 kg
Packaging width	630,00 mm
Packaging height	380,00 mm
Packaging depth	2.280,00 mm

# 5034614

T4 h. 3600 mm - LED 3000K

## Lighting information



Plug-in power	45,00 W
Real flux	3820 lm
Maximum intensity	360 cd/klm

## Lighting Simulation



### H. 3600 mm

simulation made with T4 h. 3600 mm 45,0 W 3000K

Code: 5034614

Distance between products: 14 m

Plug-in power	45,00 W
Real flux	3820 lm
Maximum intensity	360 cd/klm

## Platek®

PLATEK s.r.l.  
Via Paderno, 19 | 25050 Rodengo Saiano (BS) ITALY  
P.IVA 03320290178 | Codice fiscale 03007130176  
Registro delle Imprese di Brescia n. 03007130176 REA 311057  
Capitale sociale Euro 1.000.000,00 i.v. Società con unico socio

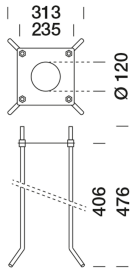
Last update:22/03/2022

T4

5034614

T4 h. 3600 mm - LED 3000K

## Mechanical accessories



8950090  
Tie-rod L. 235 mm x D. 406 mm

Platek®

PLATEK s.r.l.  
Via Paderno, 19 | 25050 Rodengo Saiano (BS) ITALY  
P.IVA 03320290178 | Codice fiscale 03007130176  
Registro delle Imprese di Brescia n. 03007130176 REA 311057  
Capitale sociale Euro 1.000.000,00 i.v. Società con unico socio

Last update:22/03/2022

**The process of galvanisation and multi-coating protection**

Platek goes well beyond the standards required for conventional protection processes, making use of its longstanding and in-depth expertise in aluminium alloys. All the aluminium components of the products - extruded, die-cast or turned - are subjected to a galvanic anodizing process in the phase following mechanical processing. The process increases their wear resistance and improves the adhesion of the paint. Galvanization involves three distinct phases: mechanical satin finishing and surface degreasing, anodic oxidation and fixing. After the first phase that eliminates any impurities, the aluminium body is immersed in special electrolytic tanks, in which the aluminium surface is transformed into aluminium oxide, which makes the metal more resistant. To respond optimally to the needs of the global market, all Platek products undergo a two-layer painting process. After preparation with washing and rinsing in accordance with the strictest environmental standards, the product is coated with an epoxy primer which guarantees, in addition to anodizing, an excellent degree of protection. The final step is the preparation of the polyester powder which gives the final velvety finish of the component. These last two phases, being done in a continuous cycle, form a single high-thickness layer that is resistant to the action of UV rays and atmospheric agents. This process allows corrosion resistance in salt fog that far exceeds the average standards of the market to be achieved.

**The gluing process and plasma treatment**

One of the most complex and delicate aspects in outdoor lighting products is the fitting of glass onto the lighting body. This must ensure over time an excellent degree of insulation from atmospheric agents, even in harsh environmental conditions, to maintain a stable performance with zero maintenance. The gluing process of the glass on Platek products is managed at an automated workstation, preceded by a pre-treatment of the surfaces with atmospheric pressure plasma. Pre-treatment modifies the characteristics and ionic properties of the treated surfaces, activates the polar materials at strategic points, removes any residue of detaching agents, such as silicones and oils with a precision microcleaning, favouring excellent wettability of the bonded surfaces and a stable seal in time. The gluing process of the glass with specific plasma treatment allows a bonding force four times greater than similar products to be obtained. The shaping of the surfaces is followed by the application of the silicone and the assembly of the glass onto the lighting body using an automated process that guarantees perfect sealing of the lamp.

**Precise LED selection**

All LEDs used by Platek, once assembled by trusted personnel are tested with suitable instruments to check the colour specification required by Platek standards. The choice of using only 3 McAdams colour steps and with a CRI value exceeding 90, provide a high level of light quality that is difficult to find in the world of outdoor lighting. As far as LED products are concerned, Platek has adopted a system of protection against electrostatic discharge along the entire production chain of electronic components to increase the resistance of circuits to power surges.