



# MINI Roll Over

# 8409016

MINI Roll Over - LED 3000K 1 Opening

## Lighting information



Source power type	LED
Colour temperature	3000K
CRI	>80
MCADAMS	3
LM 80/TM-21	L80B10@>60Kh
Photobiological safety	RG1 @0,1m

Source power	1,50 W
Nominal flux	190 lm

Plug-in power	2,50 W
Real flux	55 lm
Maximum intensity	60 cd/klm
Beam angle	1 Opening

Power Supply Unit	220 ÷ 240V
Operating frequency	0/50/60 Hz
Power factor	0,60
Dimmable	PWM
Safety class	I
Luminaires of B16A MCB	Max 50
Inrush current	20A 170µsec
Wiring	External
Cable section	3 x 1,00 mm <sup>2</sup>
Cable length	1.000 mm;
Cable type	H07RN-F

Protection Rating	P68 Full Dry (2m)
Breaking Strength	IK 10
Drive-over capacity	2.000 Kg

Energy efficiency class	A/A+/A++
Diffuser type	Sandblasted extra-clear glass
Diffuser thickness	7 mm

## Colours

### Standard colour

● .01 Black

### Colours available on request


○ .02 White

● .06 Grey

● .07 Corten

● .08 Anthracite

● .09 Bronze



## Platek®

PLATEK s.r.l.  
Via Paderno, 19 | 25050 Rodengo Saiano (BS) ITALY  
P.IVA 03320290178 | Codice fiscale 03007130176  
Registro delle Imprese di Brescia n. 03007130176 REA 311057  
Capitale sociale Euro 1.000.000,00 i.v. Società con unico socio

Last update:04/02/2022

# MINI Roll Over

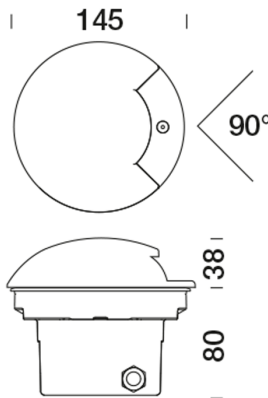
## 8409016

MINI Roll Over - LED 3000K 1 Opening

## Product features

Die-cast body and head manufactured in of EN 44300 aluminium alloy with very low copper content. A4 Stainless steel screws. Subjected to galvanic anodizing treatment divided into distinct phases: mechanical satin finishing, surface degreasing, anodic oxidation and final sealing. The product is painted following a continuous two step paint process (epoxy-based primer + polyester-based colour finish), which allows to generate a single thick protective coating which then generates a protective barrier against atmospheric agents and UV rays. IP68 protection with Full Dry system which avoids condensation inside the product. The Installation of the recessed housing in cast concrete with a 20-30 cm gravel soakaway. Only an IP68 connection to the power supply can guarantee the same protection to the fixture. Outer Housing and connector to be ordered separately.

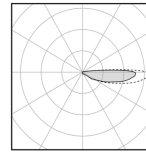
## Technical dimensions



## Technical shipping information


Net weight	1,45 kg
Gross weight	1,60 kg
Packaging width	140,00 mm
Packaging height	170,00 mm
Packaging depth	170,00 mm

## Lighting information



Plug-in power	2,50 W
Real flux	55 lm
Maximum intensity	60 cd/klm
Beam angle	1 Opening

## Lighting Simulation



### 1 Opening

simulation made with MINI Roll Over 2,5 W 3000K

Optics:	1 Opening
Code:	8409016
Distance between products:	3,5 m

Plug-in power	2,50 W
Real flux	55 lm
Maximum intensity	60 cd/klm
Beam angle	1 Opening

Platek®

PLATEK s.r.l.  
Via Paderno, 19 | 25050 Rodengo Saiano (BS) ITALY  
P.IVA 03320290178 | Codice fiscale 03007130176  
Registro delle Imprese di Brescia n. 03007130176 REA 311057  
Capitale sociale Euro 1.000.000,00 i.v. Società con unico socio

Last update:04/02/2022

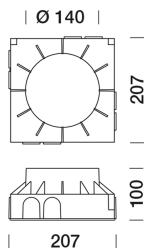


# MINI Roll Over

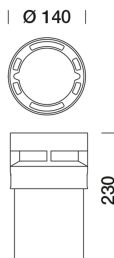
# 8409016

MINI Roll Over - LED 3000K 1 Opening

## Mechanical accessories



8945015  
Recessed box  $\varnothing$  140 mm H. 100 mm with square base 200 mm

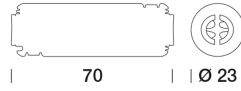


8945020  
Recessed box  $\varnothing$  140 mm H. 230 mm

## Electrical accessories



8917004  
IP68 IN/OUT connector for 3x4 mm<sup>2</sup> cable



8917014  
IP68 connector for 3x1,5 mm<sup>2</sup> cable



## The process of galvanisation and multi-coating protection

Platek goes well beyond the standards required for conventional protection processes, making use of its longstanding and in-depth expertise in aluminium alloys. All the aluminium components of the products - extruded, die-cast or turned - are subjected to a galvanic anodizing process in the phase following mechanical processing. The process increases their wear resistance and improves the adhesion of the paint. Galvanization involves three distinct phases: mechanical satin finishing and surface degreasing, anodic oxidation and fixing. After the first phase that eliminates any impurities, the aluminium body is immersed in special electrolytic tanks, in which the aluminium surface is transformed into aluminium oxide, which makes the metal more resistant. To respond optimally to the needs of the global market, all Platek products undergo a two-layer painting process. After preparation with washing and rinsing in accordance with the strictest environmental standards, the product is coated with an epoxy primer which guarantees, in addition to anodizing, an excellent degree of protection. The final step is the preparation of the polyester powder which gives the final velvety finish of the component. These last two phases, being done in a continuous cycle, form a single high-thickness layer that is resistant to the action of UV rays and atmospheric agents. This process allows corrosion resistance in salt fog that far exceeds the average standards of the market to be achieved.

## The gluing process and plasma treatment

One of the most complex and delicate aspects in outdoor lighting products is the fitting of glass onto the lighting body. This must ensure over time an excellent degree of insulation from atmospheric agents, even in harsh environmental conditions, to maintain a stable performance with zero maintenance. The gluing process of the glass on Platek products is managed at an automated workstation, preceded by a pre-treatment of the surfaces with atmospheric pressure plasma. Pre-treatment modifies the characteristics and ionic properties of the treated surfaces, activates the polar materials at strategic points, removes any residue of detaching agents, such as silicones and oils with a precision microcleaning, favouring excellent wettability of the bonded surfaces and a stable seal in time. The gluing process of the glass with specific plasma treatment allows a bonding force four times greater than similar products to be obtained. The shaping of the surfaces is followed by the application of the silicone and the assembly of the glass onto the lighting body using an automated process that guarantees perfect sealing of the lamp.

## Precise LED selection

All LEDs used by Platek, once assembled by trusted personnel are tested with suitable instruments to check the colour specification required by Platek standards. The choice of using only 3 McAdams colour steps and with a CRI value exceeding 90, provide a high level of light quality that is difficult to find in the world of outdoor lighting. As far as LED products are concerned, Platek has adopted a system of protection against electrostatic discharge along the entire production chain of electronic components to increase the resistance of circuits to power surges.