
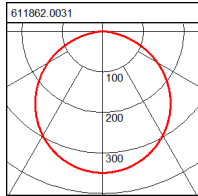
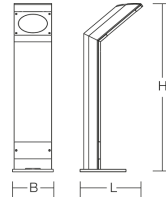


Slopia 40'Top

611862.0031 | Bollards

Pathway luminaires
4010319981477
LED
L 310, B 240, H 1000



LED pathway luminaire in an exquisite design. Upright column with head tilted 40 degrees downwards. Column made of powder coated aluminium profiles with modular inserts. Covers and ground-plate made of corrosion-resistant aluminium pressure die-cast for outdoor use, seawater resistant powder coated. Standard Gore™ Protective Vents diaphragm valve to avoid condensation. Module with LED and cover in opal glass. Symmetrical light distribution. Integral driver. Mains connection box inside housing profile for max. 2 x 5 x 1,5 mm². Max. cable diameter: 13 mm. Double Schuko socket with flap cover (IP 44) integrated in the post.

Colour

Colour anthracite metallic

Dimensions

Length L 310 mm
Width B 240 mm
Height H 1.000 mm
Weight 12,5 kg

Lamp

Lamp 1 LED
Colour temperature lamp 1 3000K
Colour rendering index (CRI) 1 80
Colour consistency (McAdam) 1 3
Lifetime of lamp 1 combined 48000 h (L70/B10)
Photobiological safety according to EN 62471 Risk group 1

Lighting technology

Colour temperature 3.000 K
Rated luminous flux 710 lm
Glare evaluation UGR (4H 8H) 1 24,4
Beam angle 114°

Electrical

Control gear Converter not necessary
Voltage 220 - 240 V / 50 - 60 Hz
System power 17 W
Luminaire efficacy 42 lm/W

Approbations

Type of Protection IP 44
Protection Class I
Glow Wire Test 650°C - 30 seconds
Impact Protection IK08 (5 Joule)
Safety marks F-mark
Trade mark CE
Energy efficiency class LED A+
Energy class of included lamp A+