

Sigma II Corner X LED



New LED lighting system designed for inline installation. It's an elegant and efficient luminaire for lighting offices, conference rooms, receptions and other working spaces.

Materials: electrostatically painted aluminum profile (standard color: grey), microprismatic diffuser (MPRM) made of PMMA or OPAL diffuser made of PMMA.

Installation: suspended

Power: 230 V

ELECTRICAL DATA

| | |
|-----------------------|---------------|
| Light source | LED |
| Luminaire power | 48 W |
| LED modules | 1x |
| Light source power | 45W |
| Voltage rating | 220 ... 240 V |
| Light source included | Yes |
| Power factor | 0.96 |
| SELV | No |

MECHANICAL DATA

| | |
|-------------------------|----------|
| Housing material | Aluminum |
| Designed for light-line | Yes |

INFORMATION

| | |
|--------|------|
| Colour | Grey |
|--------|------|

CERTIFICATES

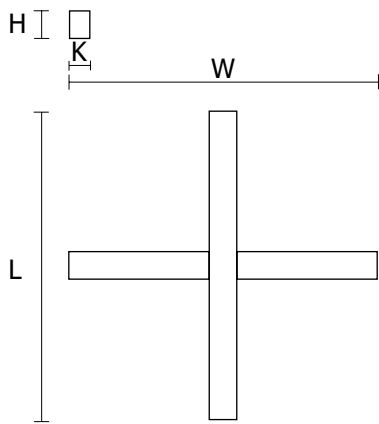
| | |
|---------------------------|-------|
| Degree of protection (IP) | IP20 |
| Class of protection | I |
| Light source protection | Yes |
| CE | Yes |
| Power Flicker | =< 3% |

LIGHT DATA

| | |
|---|-----------|
| Light colour | White |
| Color rendering index | 84 |
| Light distribution | DI |
| Class of luminaire | I |
| Light output degradation | B10 |
| Lumen maintenance | L80 |
| Lifetime | > 72000 h |
| MacAdam | SDCM 3 |
| Lamp Lumen Maintenance Factor (after 60 000h) | 85 % |

AVAILABLE VARIANTS

| Product code | Louver/ shutter | Luminaire luminous flux [lm] | Luminaire's luminous efficacy [lm/W] | Colour temperature |
|----------------------------------|-----------------|------------------------------|--------------------------------------|--------------------|
| PX4040384 AS003.2211.830.A020 | OPAL | 4860 | 101 | 3000K |
| PX4040385 AS003.2211.840.A020 | OPAL | 4950 | 103 | 4000K |
| PX4040390 AS003.2222.830.A020 | MPRM | 5210 | 109 | 3000K |
| PX4040391 AS003.2222.840.A020 | MPRM | 5320 | 111 | 4000K |



DIMENSIONS

| L [mm] | W [mm] | H [mm] | K [mm] |
|--------|--------|--------|--------|
| 1117 | 1117 | 75 | 57 |

L = Length | W = Width | H = Height / Depth | K = Additional dimension

ACCESSORIES

Electric element



Electrical suspension
Pieces in set: 1

PX0922077
FS002.22.1500

Grey

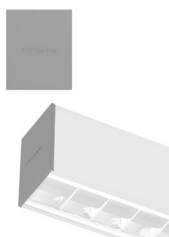
PX0922083
FS002.11.1500

White

PX0922090
FS002.33.1500

Black

Structural element



Sigma II End cap PC
Pieces in set: 1

PX4040360
FE003.11.0000

with logo PXF
Lighting

White

PX4040366
FE003.22.0000

with logo PXF
Lighting

Grey

PX4040368
FE003.33.0000

with logo PXF
Lighting

Black

PX4040372
FE004.11.0000

White

PX4040378
FE004.22.0000

Grey

PX4040380
FE004.33.0000

Black



End cap
Pieces in set: 1

PX4040311
FE002.22.0002

Grey

PX4040310
FE002.33.0002

Black oxidized
screws in set

Black

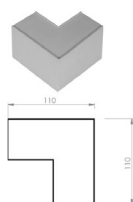
Connecting element



Sigma/Velo/VIP/VIP G/K Invisible linear joint
Set (2 pcs)
Pieces in set: 2

PX0922227
FJ002.00.0000

Grey



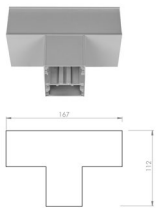
Sigma II 90° joint

PX4040349
FJ010.22.0000

1x

Grey

Connecting element



Sigma II T joint

PX4040357
FJ011.22.0000

1x

Grey

Installation element



Simple suspension
Pieces in set: 1

PX0922149
FS001.00.1500

